




Report on Swachh Bharat Mission (U) /Mission Nirmal Bangla (U) and other Centrally Sponsored Schemes in West Bengal



Implemented by
Urban Development & Municipal Affairs Department
Government of West Bengal

5th November, 2019



Swachh Bharat Mission (Urban)

Swachh Bharat Mission (Urban)

Latrine Construction & ODF status

Physical Progress:

Status of Individual Household Latrine (IHHL) construction (District Wise)

Sl. No	District	Total No. of ULBs	Initial Target for IHHL construction	Revised Target for IHHL construction	Construction Completed	Construction ongoing	Online MIS uploaded	Pending Uploading
1	Alipurduar	1	2019	4779	1223	3556	400	823
2	Bankura	3	13121	11155	9615	1540	6678	2937
3	Birbhum	6	17038	13182	11926	1256	9490	2436
4	Bardhaman-Purba	6	16256	15301	13697	1604	5293	8404
5	Bardhaman-Paschim	2	65689	62412	43901	18511	11929	31972
6	Coochbehar	6	3917	4588	4434	154	4329	105
7	D Dinajpur	3	2605	4711	2939	1772	1871	1068
8	Darjeeling	4	4501	5827	373	5454	195	178
9	Howrah	2	15659	8670	8670	0	2385	6285
10	Hooghly	13	35203	14135	12062	2073	9894	2168
11	Jalpaiguri	3	4023	6127	3853	2274	1644	2187
12	Jhargram	1	1901	1725	1466	259	847	619
13	Malda	2	13320	3965	2721	1248	2717	0
14	Murshidabad	8	17798	26667	23325	3342	18247	5078
15	Nadia	10	12220	12586	12413	173	11231	1182
16	N 24 parganas	26	97185	33284	32369	915	23013	9356
17	PaschimMedinipur	7	18518	16307	14143	2164	7582	6561
18	PurbaMedinipur	5	7470	9933	9394	539	7119	2275
19	Purulia	3	8593	7750	5072	2678	3402	1670
20	S 24 parganas	7	78069	18703	18458	245	8102	10356
21	U Dinajpur	4	11196	15762	9701	6061	5153	4548
22	Kalimpong	1	839	650	246	404	246	0
23	Kolkata	0	68279	0	0	0		
TOTAL		123	515419	298219	241997	56222	141793	100204



Status of Individual Household Latrine (IHHL) construction (ULB Wise)

Sl No	Name of the ULB	District	Initial Target for IHHL construction	Revised Target for IHHL construction	No of IHHL Constrn Completed	% of Constn Completed	Photo Upload after Completion of Construction	% of Photo uploaded	Status of the ULBs
1	Champdany	Hooghly	2666	1765	1765	100	1433	81	ODF Certified
2	Dankuni	Hooghly	5534	1097	1097	100	1042	95	ODF Certified
3	Barasat	North 24-Pgs	14405	3016	3016	100	1330	44	ODF Certified
4	Barrackpore	North 24-Pgs	2115	300	302	101	304	101	ODF Certified
5	Bongaon	North 24-Pgs	6314	5000	5000	100	3404	68	ODF Certified
6	Dum Dum	North 24-Pgs	394	280	280	100	280	100	ODF Certified
7	Gobardanga	North 24-Pgs	1504	960	960	100	960	100	ODF Certified
8	Habra	North 24-Pgs	2623	2310	2310	100	2310	100	ODF Certified
9	New Barrackpore	North 24-Pgs	1094	893	893	100	893	100	ODF Certified
10	Egra	Purba Medinipur	680	680	680	100	682	100	ODF Certified
11	Dinhata	Cooch Behar	786	1094	1094	100	1098	100	Self Declared for ODF by the State
12	Haldibari	Cooch Behar	414	215	215	100	215	100	Self Declared for ODF by the State
13	Mekliganj	Cooch Behar	541	402	402	100	402	100	Self Declared for ODF by the State
14	Tufanganj	Cooch Behar	51	531	531	100	531	100	Self Declared for ODF by the State
15	Baidyabati	Hooghly	1303	632	632	100	630	100	Self Declared for ODF by the State
16	Bansberia	Hooghly	2993	1140	1140	100	729	64	Self Declared for ODF by the State
17	Konnagar	Hooghly	409	47	47	100	41	87	Self Declared for ODF by the State
18	Rishra	Hooghly	1716	616	616	100	58	9	Self Declared for ODF by the State
19	Serampore	Hooghly	1821	557	557	100	496	89	Self Declared for ODF by the State
20	Tarakeswar	Hooghly	910	810	810	100	690	85	Self Declared for ODF by the State
21	Uttarpara-Kotrung	Hooghly	2409	183	183	100	149	81	Self Declared for ODF by the State
22	Birnagar	Nadia	1323	1323	1323	100	1328	100	Self Declared for ODF by the State

SI No	Name of the ULB	District	Initial Target for IHHL construction	Revised Target for IHHL construction	No of IHHL Constrn Completed	% of Constn Completed	Photo Upload after Completion of Construction	% of Photo uploaded	Status of the ULBs
23	Chakdah	Nadia	495	495	495	100	710	143	Self Declared for ODF by the State
24	Cooper's Camp	Nadia	534	1213	1213	100	595	49	Self Declared for ODF by the State
25	Gayeshpur	Nadia	574	529	529	100	477	90	Self Declared for ODF by the State
26	Kalyani	Nadia	659	654	654	100	650	99	Self Declared for ODF by the State
27	Krishnanagar	Nadia	1736	1835	1835	100	1569	86	Self Declared for ODF by the State
28	Nabadwip	Nadia	2454	2454	2454	100	2454	100	Self Declared for ODF by the State
29	Ranaghat	Nadia	603	1018	1018	100	662	65	Self Declared for ODF by the State
30	Santipur	Nadia	2629	1852	1852	100	1904	103	Self Declared for ODF by the State
31	Ashoknagar-Kalyangarh	North 24-Pgs	7445	3440	3440	100	360	10	Self Declared for ODF by the State
32	Baduria	North 24-Pgs	1238	1206	1206	100	1209	100	Self Declared for ODF by the State
33	Baranagar	North 24-Pgs	1355	516	516	100	516	100	Self Declared for ODF by the State
34	Basirhat	North 24-Pgs	1553	3150	3150	100	2898	92	Self Declared for ODF by the State
35	Garulia	North 24-Pgs	1323	222	222	100	223	100	Self Declared for ODF by the State
36	Halisahar	North 24-Pgs	4502	169	169	100	169	100	Self Declared for ODF by the State
37	Kamarhati	North 24-Pgs	2621	300	300	100	277	92	Self Declared for ODF by the State
38	Kanchrapara	North 24-Pgs	1366	704	704	100	702	100	Self Declared for ODF by the State
39	Khardah	North 24-Pgs	908	209	208	100	188	90	Self Declared for ODF by the State



SI No	Name of the ULB	District	Initial Target for IHHL construction	Revised Target for IHHL construction	No of IHHL Constr Completed	% of Constn Completed	Photo Upload after Completion of Construction	% of Photo uploaded	Status of the ULBs
40	North Barrackpore	North 24-Pgs	2132	302	302	100	301	100	Self Declared for ODF by the State
41	South Dum Dum	North 24-Pgs	5372	800	800	100	224	28	Self Declared for ODF by the State
42	Taki	North 24-Pgs	414	815	815	100	734	90	Self Declared for ODF by the State
43	Titagarh	North 24-Pgs	440	440	440	100	374	85	Self Declared for ODF by the State
44	Haldia	Purba Medinipur	2813	2813	2813	100	1436	51	Self Declared for ODF by the State
45	Panskura	Purba Medinipur	1473	3398	3398	100	3398	100	Self Declared for ODF by the State
46	Baruipur	South 24-Pgs	1856	377	377	100	186	49	Self Declared for ODF by the State
47	Budge Budge	South 24-Pgs	2707	977	977	100	727	74	Self Declared for ODF by the State
48	Diamond Harbour	South 24-Pgs	896	1595	1595	100	1394	87	Self Declared for ODF by the State
49	Jainagar-Mazilpur	South 24-Pgs	2796	1677	1677	100	163	10	Self Declared for ODF by the State
50	Pujali	South 24-Pgs	716	515	515	100	515	100	Self Declared for ODF by the State
51	Bishnupur	Bankura	4223	5315	5315	100	2734	51	
52	Bardhaman	Purbabardhaman	11247	7666	7666	100	823	11	
53	Dainhat	Purba Bardhaman	793	430	430	100	430	100	
54	Kalna	Purba Bardhaman	462	462	462	100	260	56	Self Declared for ODF by the State
55	Nalhati	Birbhum	3200	3883	3883	100	3521	91	
56	Sainthia	Birbhum	3498	1250	1250	100	1253	100	
57	Uluberia	Howrah	8837	8670	8670	100	2382	27	
58	Berhampore	Murshidabad	1953	2837	2837	100	2846	100	
59	Jangipur	Murshidabad	2132	2702	2702	100	2707	100	
60	Chandrakona	Paschim Medinipur	1282	1040	1040	100	695	67	
61	Ramjibanpur	Paschim Medinipur	1528	1172	1172	100	1164	99	

SI No	Name of the ULB	District	Initial Target for IHHL construction	Revised Target for IHHL construction	No of IHHL Constrn Completed	% of Constn Completed	Photo Upload after Completion of Construction	% of Photo uploaded	Status of the ULBs
62	Ghatal	Paschim Medinipur	2310	700	700	100	648	93	
63	Raghunathpur	Purulia	1753	3200	3200	100	2386	75	
64	Mathabhanga	Cooch Behar	1403	1296	1296	100	1292	100	Self Declared for ODF by the State
65	Arambagh	Hooghly	3221	3901	3592	92	3592	92	ODF Certified
66	Chandannagore MC	Hooghly	2860	144	141	98	108	75	Self Declared for ODF by the State
67	Hooghly Chinsurah	Hooghly	6355	710	652	92	593	84	Self Declared for ODF by the State
68	Bhatpara	North 24-Pgs	2346	1755	1574	90	1349	77	ODF Certified
69	Madhyamgram	North 24-Pgs	3965	1200	1156	96	439	37	Self Declared for ODF by the State
70	Naihati	North 24-Pgs	1520	1115	1084	97	430	39	Self Declared for ODF by the State
71	Panihati	North 24-Pgs	4193	1000	985	99	905	91	Self Declared for ODF by the State





SI No	Name of the ULB	District	Initial Target for IHHL construction	Revised Target for IHHL construction	No of IHHL Constrn Completed	% of Constn Completed	Photo Upload after Completion of Construction	% of Photo uploaded	Status of the ULBs
72	Contai	Purba Medinipur	462	500	462	92	7	1	Self Declared for ODF by the State
73	Maheshtala	South 24-Pgs	45658	6562	6417	98	812	12	Self Declared for ODF by the State
74	Rajpur-Sonarpur	South 24-Pgs	23440	7000	6900	99	4305	62	Self Declared for ODF by the State
75	Durgapur MC	Paschim Bardhaman	18688	30708	28647	93	6886	22	
76	Dubrajpur	Birbhum	3351	2491	2360	95	1110	45	
77	Rampurhat	Birbhum	1806	1541	1423	92	1423	92	
78	Beldanga	Murshidabad	1507	975	943	97	475	49	
79	Kandi	Murshidabad	2993	2714	2490	92	1126	41	
80	Dhulian	Murshidabad	6104	7990	7230	90	6106	76	
81	Domkal	Murshidabad	0	5677	5230	92	3991	70	
82	Midnapore	Paschim Medinipur	3184	3372	3076	91	436	13	
83	North Dum Dum	North 24-Pgs	9217	332	286	86	286	86	Self Declared for ODF by the State
84	Taherpur	Nadia	1213	1213	1040	86	882	73	ODF Certified
85	Katwa	Purba Barddhaman	832	1232	832	68	832	68	Self Declared for ODF by the State
86	Memari	Purba Barddhaman	959	2237	1500	67	1510	68	Self Declared for ODF by the State
87	Cooch Behar	Cooch Behar	722	1050	900	86	791	75	Self Declared for ODF by the State
88	Bhadreswar	Hooghly	3006	2533	830	33	333	13	Self Declared for ODF by the State
89	Bidhan Nagar MC	North 24-Pgs	16826	2850	2250	79	1948	68	Self Declared for ODF by the State
90	Tamralipta	Purba Medinipur	2042	2542	2041	80	1596	63	Self Declared for ODF by the State
91	Kharagpur	Paschim Medinipur	8886	8100	6600	81	3139	39	
92	Gushkara	Purba Bardhaman	1963	3274	2807	86	1438	44	
93	Kalimpong	Kalimpong	839	650	246	38	246	38	
94	Darjeeling	Darjeeling	824	1131	0	0	37	3	

SI No	Name of the ULB	District	Initial Target for IHHL construction	Revised Target for IHHL construction	No of IHHL Constrn Completed	% of Constn Completed	Photo Upload after Completion of Construction	% of Photo uploaded	Status of the ULBs
95	Kurseong	Darjeeling	190	274	0	0	0	0	
96	Mirik	Darjeeling	432	325	272	84	57	18	
97	Siliguri MC	Darjeeling	3055	4097	101	2	101	2	
98	Jhalda	Purulia	1677	1100	222	20	28	3	
99	Purulia	Purulia	5163	3450	1650	48	988	29	
100	Bankura	Bankura	6627	4640	3300	71	3164	68	
101	Sonamukhi	Bankura	2271	1200	1000	83	780	65	
102	Asansol MC	Paschimbar-dhaman	47001	31704	15254	48	5043	16	
103	Bolpur	Birbhum	3335	1785	1400	78	1371	77	
104	Suri	Birbhum	1848	2232	1610	72	812	36	
105	Balurghat	Dakshin Dinajpur	1764	3001	2008	67	1422	47	
106	Buniadpur	Dakshin Dinajpur	0	650	266	41	136	21	
107	Gangarampore	Dakshin Dinajpur	841	1060	665	63	313	30	
108	Howrah MC	Howrah	6822	0	0	0	3	0	
109	Alipurduar	Alipurduar	2019	4779	1223	26	400	8	
110	Dhupguri	Jalpaiguri	2432	2800	2400	86	1025	37	
111	Jalpaiguri	Jalpaiguri	865	2320	1137	49	636	27	
112	Mal	Jalpaiguri	726	1007	316	31	5	0	
113	English Bazar	Malda	5486	2421	1940	80	1940	80	
114	Old Malda	Malda	7834	1544	777	50	777	50	
115	Jiaganj-Azimganj	Murshidabad	1888	2200	1107	50	707	32	
116	Murshidabad	Murshidabad	1221	1572	786	50	289	18	
117	Jhargram	Jhargram	1901	1725	1466	85	847	49	
118	Kharar	Paschim Medinipur	529	250	208	83	153	61	
119	Khirpai	Paschim Medinipur	799	1673	1347	81	1347	81	
120	Dalkhola	Uttar Dinajpur	2373	2373	1798	76	1154	49	
121	Islampur	Uttar Dinajpur	1795	2008	1643	82	1620	81	
122	Kaliaganj	Uttar Dinajpur	1597	3487	1625	47	1117	32	
123	Raiganj	Uttar Dinajpur	5431	7894	4635	59	1262	16	
124	Kolkata	Kolkata	68279	0	0	0	0	0	
TOTAL			515419	298219	241997	84	141793	63	



Status of Community Toilet (CT) construction

Sl. No	District	Proposal received from ULBs	Target for CT construction	Fund released for CT construction	Construction Completed	Construction ongoing	Online MIS uploaded (SBM & Non SBM)
1	Alipurduar	1	640	640	294	346	0
2	Bardhaman Purba	3	56	56	56	0	176
3	Coochbehar	3	0	0	0	0	75
4	D Dinajpur	3	960	960	798	162	49
5	Darjeeling	1	24	24	15	9	8
6	Howrah	2	4090	4090	1555	2535	479
7	Hooghly	11	578	111	111	0	516
8	Jalpaiguri	3	292	292	47	245	7
9	Jhargram	1	70	70	0	70	0
10	Malda	2	272	272	0	272	0
11	Murshidabad	4	381	282	282	0	242
12	Nadia	3	0	0	0	0	63
13	N 24 parganas	7	513	404	268	136	585
14	Paschim Medinipur	3	102	0	0	0	128
15	S 24 parganas	3	481	254	64	190	57
16	U Dinajpur	3	346	334	119	215	0
17	Kalimpong	1	158	158	91	67	0
18	Kolkata	1	583	583	437	146	87
TOTAL		55	9546	8530	4137	4393	2472

Status of Public Toilet (PT) construction

Sl. No	District	Proposal received from ULBs	Target for PT construction	Fund re-leased for PT construction	Construction Completed	Construction ongoing	Online MIS uploaded SBM & Non SBM
1	Alipurduar	1	160	160	160	0	5
2	Bankura	1	160	160	160	0	214
3	Birbhum	3	62	0	0	0	68
4	Bardhaman Purba	3	199	0	0	0	102
5	Bardhaman Paschim	1	7	0	0	0	7
6	Coochbehar	4	99	0	0	0	90
7	D Dinajpur	1	54	0	0	0	18
8	Howrah	1	3587	0	0	0	0
9	Hooghly	4	519	160	36	124	122
10	Jalpaiguri	2	114	54	0	54	0
11	Murshidabad	4	705	168	168	0	409
12	Nadia	4	100	0	0	0	174
13	N 24 parganas	4	514	137	137	0	938
14	Paschim Medinipur	3	47	39	39	0	54
15	Purba Medinipur	2	72	42	42	0	56
16	S 24 parganas	2	180	180	180	0	288
17	U Dinajpur	2	552	450	381	0	40
18	Kalimpong	1	156	0	0	0	0
TOTAL		43	7039	1550	1303	167	2585

Achievement :

- ODF self-declared by ULB/ State : 70 ULBs
- ODF certified by Gol after QCI verification: 13 ULBs
- Construction of Individual Household Latrine (IHHL):
 - Initial target for construction of IHHL: 5,15,419
 - Revised target for construction of IHHL: 2,98,219
 - Construction completed: 2,41,997
 - Online entry completed: 1,41,793
 - 100% construction completed 64 ULBs.
 - 90-<100% construction completed 18 ULBs.
 - <90% construction completed 41 ULBs
- Construction of Community Toilet (CT):
 - Target for construction of CT: 9,546
 - Toilet seat construction completed : 4,137
 - Online entry completed: 2,472



■ Construction of Public Toilet (PT):

- Initial target for construction of PT: 16,937
- Revised target for construction of PT: 7,039
- Toilet seat construction completed : 1,303
- Online entry completed: 2,585

Financial Progress:

Component	Fund Received				Fund Released			Fund Utilised (in Crore)
	Central Share	State Share	Addl State Share	Total	District	ULBs	Total	
IHHL	167.14	55.71	196.19	419.04	366.12	7.68	373.8	107.83
CT	3.07	1.02	2.04	6.13	21.91	45.3	67.21	3.07
PT	3.92	1.31	4.57	9.8	5.19	3.38	8.58	2.61
Urinal	1.28	0.43	1.49	3.2	3.22	11.78	15	1.28
Capacity Building	11.19	3.73	0	14.92	0.12	1.66	1.78	0.16
IEC	24.02	8.01	0	32.03	2.79	13.77	16.56	1.53
Total	210.62	70.2	204.29	485.12	399.35	83.58	482.93	116.48

UC of Rs.8.27 cr. submitted to Gol against allotment of funds for CT, PT and Urinal



Manual Scavengers

Status Report on Identification of Manual Scavengers and Rehabilitation initiatives

In terms of UD & MA Department's Memo. No. 278/MA/C-10/35-7/2013 dated 21st March, 2013, SUDA has been designated as State Level Nodal Agency to conduct Survey of Manual Scavengers during the period April, 2013 to November, 2013 as per prescribed guidelines of Ministry of Social Justice & Empowerment, Govt. of India.

1	No. of Districts Covered in the Survey	22 (excepting Dakshin Dianjpur District where pilot survey has already been carried out)
2	Target No. of Statutory Towns	125
3	No. of Statutory Towns covered under Survey	120 (excepting Buniadpur, Domkal, Haringhata, Gangarampur, Balurghat)
4	No. of Manual Scavengers identified with due consideration of the List of NGO	104
5	Manual Scavengers identified in the ULBs	District : Hooghly : 2 1) Arambag – 1; 2) Serampore - 1 District : North 24 Parganas : 16 1) Kancrapara - 16 District : Nadia : 9 1) Taherpur - 9 District : Paschim Burdwan: 77 1) Asansol MC - 77
6	List of Manual Scavenger sent to Backward Class Welfare Department, Government of West Bengal, Nodal Department of the State for Rehabilitation initiatives	
Rehabilitation of Manual Scavengers : Support as already provided by Backward Class Welfare Department, Government of West Bengal		
7	No. of identified Manual Scavengers for Training/Rehabilitation	98
8	Training completed for	98 Training provided on : Driving, Goatery, Driving, poultry, EDP and Tailoring
9	Rehabilitation completed for	96 Projects undertaken : Goatery, Tailoring, poultry, Ready-made Garment retail shop, Tea Stall & Fast Food Centre
10	Grant received for training	Rs. 17.64 Lakh
11	Fund expended for Training -	Rs. 17.82 Lakh
12	NSKFDC Loan granted for Rehabilitation	Rs. 59.49 Lakh
13	NSKFDC Loan provided to	96
14	Capital Subsidy granted for rehabilitation	Rs. 48.50 Lakh
15	Capital Subsidy utilised	Rs. 48.25 Lakh
16	Number of Manual Scavengers identified in Six Districts as conducted by BCW Department, Government of West Bengal	637 District : Kolkata - 21 District : North 24 parganas – 299 District : Purba Burdwan – 45 District : Paschim Burdwan – 272
17	Communication has been sent to all Urban Local Bodies regarding financial assistance for procurement and operation of sanitation related mechanized cleaning equipment/vehicle to prevent manual hazardous cleaning	



Mechanized Cleaning of Sewerage/Drain and Septic Tank

Brief Report on Mechanized Cleaning of Sewerage/Drain and Septic Tank for ULBs
Report received from all 125 ULBs.

(A) Status of mechanized cleaning of Sewerage and Drain

Status	ULBs
Fully Mechanized	4
Partly Mechanized	44
Manual Cleaning	77

SI No.	Type of Vehicle / Equipment / Machinery used for Sewerage / Drain Cleaning	No. of Vehicle / Equipment / Machinery presently being used
1	Tata 407	2
2	Backhoe Loader	7
3	Cesspool Cum Jetting Machine	91
4	JCB	12
5	Drain Cleaner Machine	4
6	Dumper	22
7	Excavator	3
8	Hand Cart & Trolley	34
9	Mild Steel Storage Tank	4
10	Manhole re-silting Machine	70
11	Pay loader	2
12	Tipper	15
13	Tractor	73
14	Trailer	1

(B) Status of mechanized cleaning of Septic Tank

Status	ULBs
Fully Mechanized	84
Partly Mechanized	30
Manual Cleaning	11

SI No.	Type of Vehicle / Equipment / Machinery used for Sewerage / Drain Cleaning	No. of Vehicle / Equipment / Machinery presently being used
1	Tata 407	3
2	Cesspool Cum Jetting Machine	227
3	Mild Steel Storage Tank	4
4	Tractor	21
5	Trailer	3

Solid Waste Management

Status of Solid Waste Management of 125 ULBs of West Bengal

SL No	Particulars/Activities	Status
1	Total No. of Urban Local Body	125
2	No. of Ward	2938
3	Population (2011 census)	21112134
4	Waste Generation (TPD)	13709.41
5	Biodegradable waste (TPD)	7613 (55.53%)
6	Non Biodegradable/ Recycable waste (TPD)	4424 (32.27%)
7	Inert waste (TPD)	1673 (12.20%)
8	Door to door Collection of Waste	2527 Wards (86%)
9	Waste Segregation at source	558 Wards (19%)
10	Waste Processing Unit	23 ULBs (Total 18.31 % of Wards) (Existing: 13 ULBs Under Construction: 10 ULBs)
11	Daily road sweeping is being done	125 ULBs
12	Market and places of importance are being swepted daily	125 ULBs
13	Notices issued against polluters littering and fines are imposed	17 ULBs
14	Notice Issued for Plastic Ban	77 ULBs
15	Fine Imposed on Plastic Ban	29 ULBs
16	Dumping Ground exists	98 ULBs (2240.86 Acres land)
17	Land Available for Sanitary landfill site	48 ULBs

Financial Support under SBM (U)

Component	Fund Received				Fund Released			Fund Utilised (in Crore)
	Central Share	State Share	Addl State Share	Total	District	ULBs	Total	
SWM	199.80	159.24	156.29	515.33		318.89		264.73

Policy Actions taken :

- Policy and Strategy on Solid Waste Management and Plastic Waste Management for urban areas of West Bengal published.
- Amendment in the West Bengal Municipal Act for banning plastic bags of below 50 microns has been made. Accordingly 77 ULBs banned plastic bags of below 50 microns
- Amendments in the West Bengal Municipal Act, the West Bengal Municipal Corporation Act, the HMC Act and the KMC Act by way of imposing fine on occurrence of littering have been made.

Mandates of Hon'ble National Green Tribunal (NGT) :

- Hon'ble NGT Order O.A. No. 606/2018 dated 16.01.2019 & 02.04.2019
- ◆ Clause No. VI (35) : A Special Task Force in every district having four members one each nominated by District Magistrate, Superintendent of Police, Regional Officer of the State Pollution Control Board



in concerned District and one person to be nominated by the Chairman of District Legal service authority for monitoring and awareness about the SWM Rules, 2016. : All the Districts have formed Special Task Force and regular meeting is being held and subsequently all ULBs have formed Task Force.

◆ Clause No. II (19) : The District Magistrate should hold monthly meetings as per Rule 12 (duties of District Magistrate) of SWM Rules, 2016 and submit reports to the Urban Development & Municipal Affairs Department with a copy to the State Level Committee under Hon'ble NGT : All the District Magistrates are holding meeting in every month.

◆ Clause No. IV (39) :

- i. Steps for compliance of Rules 22 (time frame for implementation) and 24 (submission of annual report in form iv) of SWM Rules be now taken within six weeks to the extent not yet taken. Similar steps be taken with regard to Bio-Medical Waste Management Rules and Plastic Waste Management Rules :Instruction given to all ULBs, accordingly they have taken action.
- ii. Atleast three major cities and as many major towns as possible in the State and atleast three Panchayats in every District may be notified on the website within two weeks from today as model cities/towns/villages which will be made fully compliant within next six months: Declared 8 Cities/ Towns – Asansol MC, Bidhannagar MC, Durgapur MC, Baidyabati, Haldia, Rishra, Kalyani and UttarparaKotrung Municipality as Model City for SWM.
- iii. The remaining cities, townsand Village Panchayats of the State may be made fully compliant in respect of environmental norms within one year:All ULBs have taken action accordingly
- iv. A quarterly report be furnished by the Chief Secretary, every three months. First such report shall be furnished by July 10, 2019: Report being submitted regularly
- v. The Chief Secretary may personally monitor the progress, atleast once in a month, with all the District Magistrates: Accordingly CS is monitoring
- vi. The District Magistrates or other Officers may be imparted requisite training: Accordingly action initiated
- vii. The District Magistrates may monitor the status of compliance of environmental norms, atleast once in two weeks.: DMs are monitoring accordingly
- viii. Performance audit of functioning of all regulatory bodies may be got conducted and remedial measures be taken, within six months: Micro Planning Organizations engaged
- ix. The Chief Secretary may remain present in person before the Tribunal with the status of compliance in respect of various issues mentioned in para 20 as well as any other issues discussed in the above order in 1st half of October, 2019: Accordingly actions taken

■ Planning towards systematic development :

- Transaction Advisors have been appointed for Assisting the State Government for Planning of Scientific Solid Waste Management through Cluster Approach and Bid Process Management selection of O & M Agency/s in 10 clusters with 40 ULBs. Awaiting for finalization of their technical feasibility report.
- Micro Planning organizations have been engaged for Scientific Micro-Planning and Assessment on Solid Waste Management as per SWM Rules 2016 for 85 ULBs.
- An expert agency for development of Information, Education & Communication (IEC) materials and capacity building plan for awareness generation on Solid Waste Management and Water Conservation in the urban areas of West Bengal to be engaged shortly.
- Request for Proposal (RfP) floated for establishment of State Level Programme Management Unit (PMU) for Solid Waste Management
- Annual report in compliance of SWM Rule, 2016 in Form-IV submitted by all ULBs in time.
- Bulk waste generators and rag-pickers in all Model Cities/ Towns identified.
- Notice issued to bulk waste generators in Model Cities/ Towns.

■ Existing set up of waste processing plant :

Sl. No.	Name of Urban Local Body	Waste Processing Unit
1	Kolkata Municipal Corporation	500 TPD Compost Plant near Dhapa Dumping Ground site. Method used for composting is WINDROW Method and is running on PPP model on 23 acres of land.
2	Siliguri Municipal Corporation	70 MT Compost Plant
3	South Dum Dum Municipality	50 MT Composting Plant under Construction at Promodhnagar
4	Bhatpara Municipality	95 MT Compost Plant Under Construction
5	Kamarhati Municipality	50 MT Composting Plant under Construction at Promodhnagar
6	North Dum Dum Municipality	50 MT Composting Plant under Construction at Promodhnagar
7	Baranagar Municipality	50 MT Composting Plant under Construction at Promodhnagar
8	Naihati Municipality	60 MT Compost Plant Under Construction
9	Haldia Municipality	120 MT compost plant
10	Serampore Municipality	50 MT Compost Plant
11	Uttarpara-Kotrung Municipality	30 MT Compost Plant
12	Krishnagar Municipality	50 MT Compost Plant
13	Rishra Municipality	50 MT Compost Plant
14	Baidyabati Municipality	20 MT Compost Plant
15	Darjeeling Municipality	30 MT Bio Gas Plant under Construction
16	Dum Dum Municipality	50 MT Composting Plant under Construction at Promodhnagar
17	Champdany Municipality	50 MT Compost Plant
18	Jalpaiguri Municipality	25 MT Bio Gas Plant under Construction
19	Kalyani Municipality	in ward no- 14 a composting plant unit established for compost the bio degradable waste
20	Konnagar	20 MT Compost Plant
21	Ranaghat	Bio Gas Plant under Construction
22	Kalimpong	Bio Gas Plant 3 MT
23	Pujali	Small Vermi Compost Unit

- Several vehicles and equipments for solid waste management like Compactor, Dumper and tipper has been provided to all ULBs. Process has been initiated for providing bins and other equipments and vehicles to all ULBs.
- Special focus on Ganga towns for prevention of pollution in Ganga river
 - Installation of Screens in drains discharging pollutants in river Ganga.
 - Regular cleaning of ghats and placement of two coloured bins in every ghat for segregated waste collection and disposal regularly.
 - Regular cleaning of Garbage Vulnerable points besides river banks.
 - Removal of dump sites within 1 KM from the river Ganga.
 - Several IEC activities and capacity building of rag pickers and conservancy workers.
- Status of Initiatives taken for prevention of pollution in Ganga in a nutshell is placed below:
 - Number of Towns: 42
 - Number of ghats identified: 643



- Ghats being cleaned by number of ULBs: All
- Number of ghats where bins placed: 502 ghats
- IEC activities already initiated at ghats : 407 ghats
- Number of drains identified: 402
- Number of drains where screen already installed: 373
- Garbage Vulnerable Point (GVP) still existing: 2 spots at 1 ULB
- Number of existing dumping ground within 1 KM of river: NIL
- Number of ULBs with SWM processing (compost) plant: 9
- Number of SWM processing (compost) plant under construction: 3 sites for 4 ULBs.

38 Ganga Towns completed screen installation and regularly cleaning

SI No.	Name of the Ganga Town	No. of Nallahs discharging into Ganga	Nallahs having screens	SI No.	Name of the Ganga Town	No. of Nallahs discharging into Ganga	Nallahs having screens
1	Baidyabati	24	24	20	Khardah	12	12
2	Bansberia	16	16	21	Konnagar	6	6
3	Baranagar	5	5	22	Krishnanagar	0	0
4	Barrackpore	2	2	23	Murshidabad	8	8
5	Bhadreswar	6	6	24	Nabadwip	3	3
6	Bhatpara	21	21	25	Naihati	4	4
7	Budge Budge	3	3	26	North Barrackpore	11	11
8	Chakdah	0	0	27	Panihati	7	7
9	Chandernagore MC	9	9	28	Pujali	2	2
10	Dhuliyān	13	13	29	Santipur	0	0
11	Diamond Harbour	7	7	30	Serampore	15	15
12	Gayeshpur	0	0	31	Titagarh	3	3
13	Halisahar	11	11	32	Uttarpara-Kotrung	9	9
14	Jangipur	16	16	33	Rishra	4	4
15	Jiaganj-Azimganj	5	5	34	Hooghly-Chinsurah	42	42
16	Kalyani	2	2	35	Uluberia	10	10
17	Kamarhati	11	11	36	Maheshtala	10	10
18	Kanchrapara	0	0	37	Champdany	3	3
19	Katwa	7	7	38	Berhampur	33	33
TOTAL						340	340



Status of pending installation of screens in 4 Ganga Towns

SI No.	Name of the Ganga Town	No. of Nallahs discharging into Ganga	Nallahs having screens	No. of Nallahs where Screens yet to be installed	Whether regular cleaning arrangement exists at all Screens	Remarks
39	Howrah MC	30	25	5	Yes	2 belongs to KMDA, 2 nos in Irrigation, 1 lies in a pvt. land
40	Kolkata MC	14	8	6	Yes	As per KMC, for 5nos. bio-remediation work is in process and one under irrigation dept.
TOTAL		44	33	11		
41	Garulia	10	0	10	Yes	Work in progress
42	Haldia	8	0	8	Yes	Lock gate for each of the drain act as screener. However tendering process for installation of screen is in progress.
TOTAL		18	0	18		

- Convergence with NULM: SWM & NULM convergence programme organized on 02-09 September, 2019 in all 125 ULBs of West Bengal involving the Self Help Groups for intensive awareness generation among the citizen on solid waste management.
- **IEC Initiatives :**
 - State Government has designed posters, banners and leaflets in Bengali, Hindi and English versions and circulated to all ULBs for wide awareness generation activities.
 - State Government has prepared a booklet on Solid Waste Management namely "Barjo Babosthaponar Sahoj Path" in Bengali, Hindi and English versions and provided to all ULBs for wide circulation. Nepali translation is being done also.
 - Prepared and circulated "Hand book on Solid Waste Management".
 - State level LOGO, SLOGAN & CARTOON competition have been organized.
 - For ULB level IEC activities, fund released to all ULBs, accordingly they have initiated several activities.
- **Capacity Building Initiatives :**
 - Three organizations engaged for capacity building training programmes for rag pickers and conservancy workers. Personal Protective Equipment (safety kit) is being provided.
 - Exposure visit organized for the State Government and ULB level Officials at different cities of India.
 - Orientation workshop arranged on 10.04.2019 and 14.08.2019 for the ULBs/ Development authorities in presence of Hon'ble MIC, UD&MA Department and Chairman NGT State Level Committee for SWM.
- **Way forward :**
 - Strong initiatives taken for total compliance of SWM Rules, 2016 in 8 Model Cities by April, 2020 and the rest by October, 2020 as per instruction of Hon'ble NGT.
 - Transaction Advisors and Micro Planners will be engaged for immediate implementation of SWM Rules, 2016 in ULBs.
 - Intensive IEC activities have been planned.
 - Capacity Building Programme for stakeholders at all levels including peoples' representatives have been initiated and to be continued.
 - Intensive monitoring mechanism has been built to supervise the progress of the programme and State Level PMU is going to be setup.



West Bengal State NGRBA Program Management Group (WBSPMG)

Progress Report in connection with STP projects under National Mission for Clean Ganga

Completed Non-EAP projects - 2 (two) projects under Non-EAP scheme have already been completed in the financial year of 2017-18 and presently are under O & M stage.

1. Sewerage System & STP at Kalyani Municipal Town
2. Sewerage System & STP at Gayeshpur Municipal Town

Partially Completed Non-EAP project - 1 (One) project under Non-EAP scheme is partly functioning stage namely Sewerage System & STP at Bhatpara Municipal Town.

1. Sewerage System & STP at Kalyani Municipal Town

Project information:

Date of commencement : 17-02-2014

Revised completion period: November 2017

Project Cost (AA & ES): Rs. 57.87 Cr

Contract Cost: Rs. 121.10 Cr

Project Components as per scope of work:-

1. STP:- 21 MLD
2. Network:-76.69 KM
3. Pumping Stations:- 13 nos

Present Status: O & M started from July 2018 to July 2023 (5 Years).



2. Sewerage System & STP at Gayeshpur Municipal Town

Project information:

Date of commencement : 25-11-2013

Revised completion period: January 2017

Project Cost (AA & ES): Rs. 168.67 Cr

Contract Cost : Rs. 150.30 Cr

Project Components as per scope of work:-

1. STP:- 8.33 MLD
2. Network:-61 KM
3. Pumping Stations:- 6 nos.

Present Status: O & M started from Sept'2017 and will end on Sep'2022 (5 years)



Sewerage System & STP at Bhatpara Municipality under Non- EAP Scheme

Date of sanction (AA & ES) :	1/3/2011
Date of commencement :	24-04-2013
Proposed month of completion :	March, 2019
Project cost (AA & ES) :	Rs. 228.52 Crores
Cost Cost :	Rs. 332.05 Crores

Project Components -	
Sewer Networks (As per Network)	124 KM
Construction of new STPs :	41MLD (FBAS Tech.)+ 19.50 MLD Completed 100%
Construction of new Lifting stations :	21 nos. (Completed 18 nos)
Repair and renovation:	3-nos. existing STPs (10 +9.5)MLD 3-nos. pumping stations 5-nos. Lifting Stations
Physical Progress (up to 30th September, 2019)	Overall Physical progress: 98.50% STP-100%, Network-98.25%, Pumping Stations-97.00%
Financial expenditure (up to 30th September, 2019)	Rs. 284.432 Crore

House connection :

Name of the Town	Total no. of House connection (Target)	House connection executed (as on 30th September'19)
Kalyani	6,300	6,200
Gayeshpur	15,000	5,650
Bhatpara	26,000	14,700

3 (three) projects under EAP scheme are in work in progress.

1. Sewerage System and STP at Halisahar Municipality
2. Sewerage System and STP at Budge Budge Municipality
3. Sewerage System and STP at Barrackpore Municipality

1 (One) project namely "Pollution Abatement Work for River Ganga at Nabadwip under NGP scheme" is in progress.

Sewerage System and STP at Halisahar Municipality	
Date of sanction (AA & ES) :	20-02-2014
Date of Signing of Contract	20th November 2015
Date of commencement :	18-12-2015
Completion period :	27 months
Contractual completion :	Mar-18 1st extension : March-2019 2nd extension : December 2019 Extended date of completion : September 2020
Project Cost (AA & ES) :	Rs. 274.76 Crore
Awarded Cost :	Rs. 275.29 Crore Design Build – Rs. 241.10 O & M - Rs. 34.19 ----- Total Rs. 275.29 Crore
Mode of Execution of the project	DBOT Model
Name of the Contractor	M/S SIL-JBPL JV (Joint venture of Simplex Infrastructures Limited and Jyoti Build Tech Pvt Ltd)



Project Components physical progress – Halisahar STP	
Sewer Networks As per scope : Till date completed :	197 KM 190 KM
Construction of new STPs :	16MLD(SBR)
Construction of new Lifting stations :	07 nos. (on-going)
Repair and renovation of old Lifting Station:	02-nos. (on-going)
Physical Progress (up to 30th September, 2019)	Overall Physical Progress: 89.00% STP-86%, Network-97% (as per present scope) Pumping Stations-83%
Financial expenditure (up to 30th September, 2019)	Rs. 164.984 Crores

Sewerage System and STP at Budge Budge Municipality	
Date of sanction (AA & ES)	11/7/2014
Date of Signing of Contract	6th January 2016
Date of commencement :	28-01-2016
Completion period :	36 months
Contractual completion :	Jan-19 1st extension : July-2019 Proposed extended date of completion : Apr-20
Project Cost (AA & ES) :	Rs. 145.98 Crore
Awarded Cost :	Rs. 190.09 Crore Design Build – Rs. 147.20 O & M - Rs. 42.89 ----- Total Rs. 190.09 Crore
Mode of Execution of the project	DBO Model
Name of the Contractor	M/S SIL-JBPL JV (Joint venture of Simplex Infrastructures Limited and Jyoti Build Tech Pvt Ltd)
Project Components physical progress – Budge Budge STP	
STP Sewer Network	SBR Type As per contract : 9.33 MLD 108 KM
Construction of new Lifting Stations :	8 nos. (on-going)
Physical Progress (up to 30th September, 2019)	Overall Physical progress 90% STP-94.75%, Network-98.25%, Pumping Stations-90.00%
Financial expenditure (up to 30th September, 2019)	Rs. 101.00 Crore



Sewerage System and STP at Barrackpore Municipality

Date of sanction (AA&ES)	30-12-2014
Date of Signing of Contract	26-10-2016
Date of Commencement :	27-10-2016
Completion period :	36 months
Contractual completion :	Oct-19
Proposed first extension granted	Apr-20
Project Cost (AA & ES) :	Rs. 272.32 Crore
Awarded Cost :	Rs. 266.609 Crore Design Build – Rs. 233.90 O & M – Rs. 32.70 ----- Total Rs. 266.60 Crore
Name of the Contractor	M/s Larsen & Toubro Ltd
Mode of Execution of the project	DBOT Model
Project Components physical progress – Barrackpore STP	
Sewer Network as per contract :	247 Km
Construction of new STP :	(i) 18 MLD (ii) 6 MLD (on-going)
Construction of Lifting Stations (New):	10 nos. (on-going)
Repair & renovation of old Lifting Station	2 nos. (on-going)
Physical Progress (up to 30th September, 2019)	Overall Physical progress : 79%, STP-85%, Network – 86%, Pumping Stations-66.00%
Financial expenditure (up to 30th September, 2019)	Rs. 182.50 Crore

I & D with STP at Nabadwip Municipal town

Date of sanction (AA&ES)	18-01-2018
LOA issued:	06-03-2019
Completion period:	24 months
Project Cost (AA & ES) :	Rs. 54.30 Crore
Awarded Cost :	Rs. 58.33 Crore
Name of the Contractor	M/s Sreeram Construction
Mode of Execution of the project	DBOT Model
Scope of work:- <ul style="list-style-type: none"> • Construction of a new 9.5 MLD capacity STP • Renovation of existing 10.50 MLD capacity STP • Diversion pipe line from I&D structure to manholes (432 m) • Existing pipeline cleaning (3000 m) • 600 mm dia pipe laying (3540 m) • Drain repairing (20821 m) • Renovation of existing MPS 1 no. • Renovation of existing lifting station 1 no. • Construction of new MPS 10 MLD capacity 1 no. • Laboratory for effluent testing and online monitoring system • Operation & maintenance for 15 years. 	



Project Components physical progress – Nabadwip STP project

STP :	5%
Network	35%
Pumping Station	20%
Physical Progress (up to 30th September, 2019)	Overall Physical progress : 26%,
Financial expenditure (up to 30th September, 2019)	Rs. 9.096 Crore

(A) LOA issued; Condition Precedent period is going on and work to be started after the same

SL No	Municipality	Project Name	Project Cost as per AA & ES (Rs. in Cr)	Project Components as per scope of work	Completion period
1	Howrah	Pollution Abatement Works for River Ganga at Howrah under HAM	185.23	1. STP:- 65 MLD 2. Network:- 1322.04 cum 3. Pumping Stations:-5 nos.	30 months
2	Bally	Pollution Abatement Works for River Ganga at Bally under HAM	164.93	1. STP:- 40 MLD 2. Pumping Stations:-7 nos.	30 months
3	Kamarhati & Baranagar	Pollution Abatement Work for River Ganga at Kamarhati & Baranagar under HAM	172.1	1. STP:- 60 MLD 2. Pumping Stations:- 1 no.	24 months

For Howrah, Bally and Kamarhati & Baranagar:-

- Name of Contractor: M/s VA Tech Wabag Limited
- Contract Value: Rs. 574.81 Crore.
- LOA issued on 6th March 2019

Present Status: Concessionaire agreement has been signed on 5th June 2019. Now 'Condition Precedent' to be satisfied by Concessionaire, NMCG and KMDA within 120 days (expiring on on 3rd. October) from the date of sign of agreement. Approval for extension for three months has been sought. Thereafter the execution work will be started.

(B) LOA issued and survey work just started

SL No	Municipality	Project Name	Project Cost as per AA & ES (Rs. in Cr)	Project Components as per scope of work	Completion period
4	Kancharapara	Pollution Abatement works for River Ganga at Kancharapara under DBOT	48.77	1. STP:- 18 MLD 2. Pumping Stations:-2 nos. 3. I & D network: Km and 130 Mtr. 4. Laying of pumping main:1.5 Km	24 months

For Kancharapara :-

- Name of Contractor: M/s Ozone Research & Applications (I) Pvt. Ltd.
- Contract Value: Rs. 49.63 Crore
- LOA issued on 20th August 2019

Present Status: Work to be started.

(C) AA & ES issued which are in tendering stage – Main stem of river Ganga

SL No	Municipality	Project Name	Tender Cost (in Crore)	Project Components as per scope of work	Completion period	Remarks
1	Tolly's Nullah	Pollution Abatement and Rehabilitation of Tolly's Nullah	307.12	1. STP:- 26 MLD 2. Network:- 114.20 KM 3. Pumping Stations:- 19 nos.	30 months	The model of the project from HAM to DBOT.
2	Keorapukur	Rehabilitation of Garden Reach and Keorapukur	165.16	Rehabilitation of Ls,MPs, Pump House	24 Months	Tendering yet to be started
3	Berhampore	Pollution Abatement Work for River Ganga at Berhampore	51.2	1. STP:- 3.50 MLD 2. Pumping Stations:- 4 nos.	24 months	NMCG advised to follow the State Government Procurement rules. Accordingly, the tender will be placed before the Departmental Tender committee of UD & MA,GOWB for approval.
4	Jangipur	I & D network for existing drain falling in river Ganga including sewage treatment plant (STP) at Jangipur	68.47	1. STP:- 13 MLD 2. Network:- 11.38 KM 3. Pumping Stations:-4 nos.	2 Years	NMCG advised to follow the State Government Procurement rules. Accordingly, the tender will be placed before the Departmental Tender committee of UD & MA,GOWB for approval.
5	Hooghly Chinsurah	Pollution Abatement Works for river Ganga at Hooghly Chinsurah	160	1. STP:- 29.3 MLD 2. Network:- 20 KM 3. Pumping Stations:-2 nos.	2 Years	Tender in HAM model was invited but no bidder participated in the First Call. Consequently NMCG was approached for permission for Second Call. In this context joint visits were taken by NMCG, KMDA and PWC officials together with prospective Bidders and it was suggested to review the whole Scheme. Communication to this respect is in process.
6	Mahesh - tala	Pollution Abatement Works for river Ganga at Maheshtala Municipality	198.43	1. STP:- 26 MLD 2. Network:- 2708.84 m 3. Pumping Stations:-3 nos.	2 Years	



(D) AA & ES issued and are in tendering stage – Tributaries of river Ganga

SL No	Municipality	Project Name	Tender Cost (in Crore)	Capacity in MLD	Status
1	Durgapur	Durgapur I&D with STP project	287.53	80	As advised by NMCG Testing of waste water quality has been completed and next course of action is in process.
2	Burdwan	Burdwan I&D with STP project	234.31	50	Consultant has been engaged for preparation of revised DPR
3	Asansol	Asansol I&D with STP project	384.96	95	As advised by NMCG Testing of waste water quality has been completed and next course of action is in process.

Present Status: The DPR earlier approved has to be revised after a joint visit of NMCG, World Bank and SPMG at the 3 sites in the month of May'19 which is under consideration.

(E) AA & ES issued (Renovation)

Sl. No.	Town	District	Project Cost AA&ES (in Cr)	Project Components as per scope of work	Status	Completion period
1	Chandannagar	Hooghly	16.41	STP: 22.70 MLD LS:2 nos; PS: 1 no	Bid invited. Last date of Bid submission: 18-11-2019	2021
2	Bhadreswar		12.29	STP: 7.6 MLD LS: 1 no; PS: 1 no		
3	Champdani		4.14	STP: 1 MLD LS:1 no; PS: 1 no		
4	Bansberia		7.61	STP: 1 MLD LS:1 no; PS: 1 no		
5	Uttarpara-Kotrung, Rishra, Konnagar		19.89	STP: 22 MLD LS:3 nos; PS: 1 no		
6	Serampore		18.75	STP: 18.60 MLD LS:3 nos; PS: 1 no		
7	Baidyabati		7.51	STP: 6 MLD LS:2 nos; PS: 1 no		
8	Garulia	N-24 Parganas	7.63	STP:4.10 MLD LS:1 no; PS:1 no	Bid invited. Last date of Bid submission: 18-11-2019.	2021
9	Naihati		14.71	STP:18.06 MLD LS:2 nos; PS:1 no		
10	Panihati		16.32	STP:12 MLD LS:3 nos; PS:1 no		
11	Titagarh		17.88	STP:9.08 MLD LS:3 nos; PS:1 no		
12	Khardah		9.03	STP: 3 MLD LS:1 no; PS:1 no		





Deendayal Antyodaya Yojana- National Urban Rural Livelihood Mission (DAY-NULM)

DAY-NULM

Achievements from Inception and in FY 2019-20

Social Mobilisation & Institutional Development (SM&ID)

Sl. No.	Activity	Achievement since inception	Achievement (April-Oct, 2019)
1	SHGs under NULM (including SJSRY groups)	61012	1932
2	Disbursement of Revolving Fund	50835	2928
3	ALFs formed & registered	3215	19
4	Revolving Fund to ALFs	1876	145
5	CLCs established	68	1
6	Financial Literacy Programme	626	40
7	CLF formed	67	2
8	SHGs trained	47713	20257
9	ALFs trained	1402	31

Coverage under the Health Insurance Scheme 'SwasthaSathi' (similar to the Ayushman Bharat Scheme) as on 31st October, 2019

Sl. No.	SHGs in place	SHG members	Members covered	Coverage (%)
1	61012	685858	455647	66.43

Self Employment Programme (SEP)

Sl. No.	Activity	Achievement since inception	Achievement (April-Oct, 2019)
1	SHG Credit linkage	18221	3429
2	SEP-Individual	3286	473
3	SEP-Group	287	42

Capacity Building & Training (CB&T)

Sl. No.	SMMU positions	Authorised position as per guidelines	No. in positions as on 31.10.2019
1	State Mission Manager	6	4
2	Support staff at SMMU	6	4
CMMU positions			
3	CMMs in cities with more than 5 lakh population	24	12
4	CMMs in cities with more than 3 lakh & less than 5 lakh population	21	13
5	CMMs in DHQ Towns & Statutory Towns (between 0.5 lakh to 3 lakh population)	150	94
6	Support staff recruited at CMMU	202	110



Employment through Skill Training & Placement (EST&P)

Sl. No.	Output	Achievement since inception	Achievement (April-Oct, 2019)
1	Candidates completed training as on 31-10-2019	109865	4574
2	Candidates to be trained & certified in 2019-20	87016	2804
3	Candidates to be placed in wage employment	2916	6
4	Candidates to be placed in self employment	26584	3480

Shelter for Urban Homeless (SUH)

Sl. No.	Output	Achievement since inception	Achievement (April-Oct, 2019)
1	ULBs notified for implementation of SUH	55	55
2	Cities/ Towns where 3rd party survey is completed	125	125
3	Shelters sanctioned (new construction)	62	0
4	Shelters to be made functional	21	7
5	Training for shelter management agency	2	2
6	Social audit of shelters	In process	In process
7	Shelters mapped with colleges/ educational institution	10	10

Financial progress

(₹ in crore)

Sl. No.	Opening balance as on 01.04.2019	Fund received till 31.10.2019	Total availability	Expenditure incurred	Project expenditure within March,2020
1	33	42.98	75.98	26.61	60





Achievements :

Social Mobilisation & Institutional Development (SM&ID)

- SHG products on boarded for online selling through e-commerce background.
- Convergence of NULM with Swacha Bharat Mission in management of solid waste. A campaign on a pulse mode was organised between 2nd and 9th of September 2019.
- 20000 SHGs across all ULBs actively participated in the convergence effort.
- A comprehensive Product Directory of all SHG products has been prepared.
- 25 SHGs are on board to produce waste to products and eco-friendly products.
- All DAY-NULM events are plastic free across all ULBs.
- Almost 455647 SHG members have been brought under the coverage of the health insurance scheme 'SwasthaSathi', similar to the Ayushman Bharat scheme. West Bengal possibly has the highest number of SHG members covered in the country.
- 118004 beneficiaries entered in the 100 day dash board prior to the dashboard being disabled by the Ministry for further entry.

Self Employment Programme (SEP)

- Introduction and complete roll out of the Common Loan Application Form at all ULBs and across banks.
- A very close engagement with bankers not just at the SLBC but also on a one on one with the Nodal Officers of Banks with collation of bank branch wise issues.
- Disbursement of interest subsidy through the PAiSA portal. All banks are onboard. In the first 6 months interest subsidy of 168.72 lakh has been disbursed.
- Loan ' Melas' have been held at some ULBs by banks. Loan melas will be organised across banks and ULBs in week 2 and week 4 of November 2019.

Shelter for Urban Homeless (SUH)

- Social inclusion of inmates where they participate in all major festivals of the state. Be it the Durga Puja, BhaiDuj, the celebration of Independence Day etc..
- Regular health check up of the inmates in convergence with the Health& FW Department. Medicines and Diagnostic support is ensured at no cost.
- Raising of kitchen garden by the inmates supplements the nutrition support.
- Opening of a bank account for the inmates with identification by the local administration for financial inclusion.

Employment through Skill Training & Placement (EST&P)

- Empanelment of NSDC partner Skill Training Providers for EST& P.
- All centres have been inspected onsite by the City Mission Management Unit to ensure compliance as per the SMART portal requirements to ensure compliance with the required standards. State have designed a web portal for capturing of training centre inspection observations.
- State developed operational guideline for roll out and monitoring of EST& P trainings.

Challenges :

Social Mobilisation & Institutional Development (SM&ID)

- Appropriate community mobilisation prior to formation of SHGs.
- Training modules for ALF & CLF awaited from the Ministry.
- Complete coverage of SHG members under the Health Insurance Scheme 'SwasthaSathi'.
- Community Resource Person (CRP) guidelines may be shared by the Ministry as was committed at the meeting for the Annual Action Plan of 2019-20.



Self Employment Programme (SEP)

- Pendency in approval of SHG loan applications by banks. Taken up by the SLBC meetings and followed up through one & one communication with the concerned banks.
- Lack of clarity at the bank branch level on guidelines/ circulars regarding credit sanction & disbursement to SHGs.
- Branch-wise target of the different banks are generally not disseminated to the branch level in most cases.
- Bank branch-wise issues have been collated and shared with the SLBC nodal officers of the different banks and are being continuously monitored from the State Mission Management Unit.
- Short claim of interest subsidy through the PAiSA portal. Subsidy is not being claimed by banks for almost one third of the SHG beneficiaries entitled to interest subvention. (9770 beneficiaries received interest subsidy out of 18314 beneficiaries.)

Capacity Building & Training (CB&T)

- Going by the NULM guidelines only 12% of total expenditure can be incurred for CB&T. But given the authorisation of staff to be engaged needs to be enhanced to 25%.

Shelter for Urban Homeless (SUH)

- Identification of site at a location away from the place of livelihood of the homeless. Difficult to find sites close to the railway station, bus terminus etc.
- O&M support for SUH may be extended for a further period of 5 years beyond the 5 years already notified as per the guidelines.

Employment through Skill Training & Placement (EST&P)

- Beneficiaries, specially women SHG members more than 40 years of age are not entitled to undergo the skill training as per the NULM/ NSDC guidelines.
- RPL guidelines are much awaited.
- Existing MIS of NULM may be extended for post placement tracking & monitoring.





- Organise periodic interaction / meeting with FICCI & other Chambers of Commerce to sync potential demand with the skill trainings to be imparted.
- Flexibility may be introduced in the guideline to permit short term courses on up-skilling of SHG members customised to the requirements to provide self employment opportunities through direct sell. It can be in with collaboration with West Bengal State Council of Vocational Training (WBSCVT).

MIS

- There have been frequent issues in the NULM MIS portal especially for the entry of Health card for SHG beneficiaries under 'SwasthyaSathi scheme' during last few days before it gets disabled on 22 October, 2019. The portal response was not consistent. The overall data entry process is stuck due to these issues. Health card for SHG members is a continuous process & a total of 455647 members have received health card out of 752639 members from 60765 SHGs. The remaining members will receive the card soon.
- In the view of above, the provision of entering SwasthyaSathi card into MIS portal may be enabled.
- There is an 'update bank account number' report discrepancy as can be viewed through the CMMU vis-à-vis SMMU login id in the DAY-NULM portal. It creates ambiguity in monitoring and minimising the gap.
- Inclusion of data elements in MIS portal for SHG group and SEP loan cases for better monitoring. Specially renewal or limit enhancement of bank linkage loan for SHGs and district wise report with target for all components. An official communication sent to the Ministry vide no. SUDA-69/2016/4765 dated 22-07-2019.

Mission March, 2020

- At least 50 SHG products to be uploaded in e-commerce portal.
- At least 5000 SHGs to be formed.
- Up skilling for commercialisation of products made by at least 250 SHGs.
- Developing a skilled sales team among the SHG members.
- Coverage of all SHG members under the Health Insurance Scheme 'SwasthaSathi'.
- In the lead as foot soldiers in the management of solid waste at the household.
- Impart skill training in following sectors to achieve wage and self employment target. Retail, Tourism & Hospitality, Power & Energy, Green Skills/Green Jobs, Automotive, Leather, Construction.
- Initiate separate post placement tracking mechanism to track and ensure quality wage placements through a software to be developed by the State.
- Implementation of need based up skill or RPL training.
- Ensuring 100% disbursement of subsidy to all eligible beneficiaries through the PAiSA portal including the Regional Rural Banks & Co-operative Banks.
- Achieving a target of at least 10000 cash credit loan to be disbursed by the banks.
- At least 6000 credit linked individual/ SHG members to undergo Entrepreneurship Development Programme training.
- Operationalization of 13 shelters with capacity of 650 inmates.
- Ensuring entitlement of 200 shelter inmates under different social security schemes.
- Opening of bank account of all shelter inmates as part of financial inclusion.
- Installation of CCTV Cameras at 30 functional SUH.
- Linkage with nearby School/ Colleges with all functional shelters.



Prime Minister Awas Yojana (PMAY)

PMAY

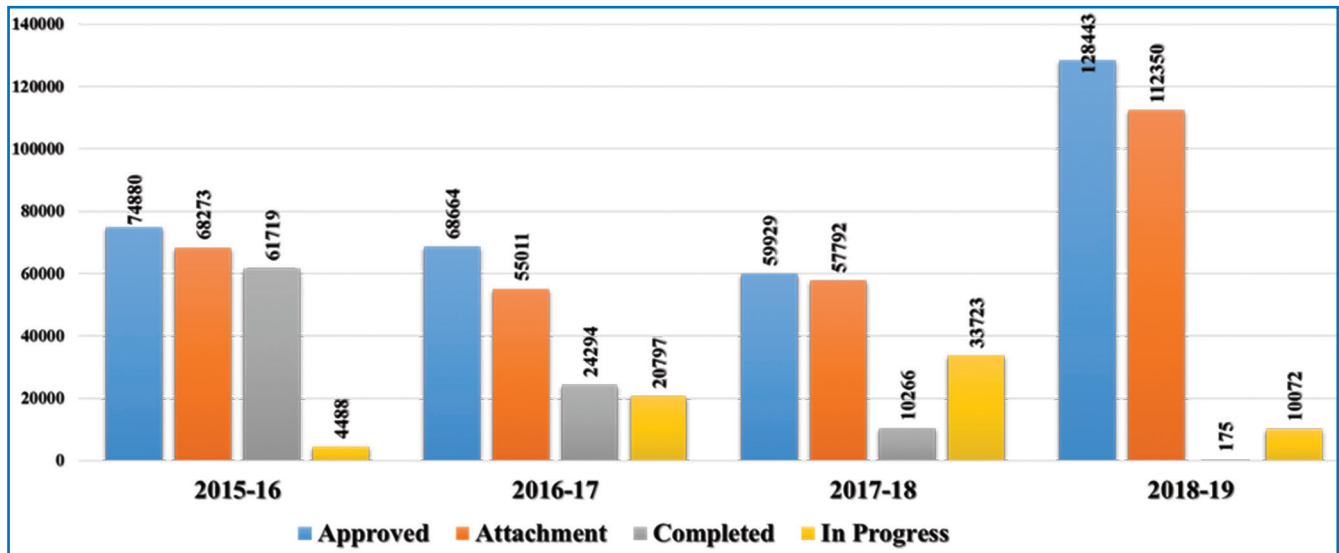
PMAY-HFA(U) – Overview

1. The physical progress till the end up of September 2019, based on the approvals received since 2015-16 in the table below:

FY	Approved Projects	Approved	Attached	Physical Progress			Geotagging			Gap (Physical Progress – Geotagging)		
				Not Started	In Progress	Completed	Not Started	In Progress	Completed	Not Started	In Progress	Completed
15-16	108	74880	68273*	647	4488	61719	2248	16229	48107	-	-	13612
16-17	42	68664	55011	10856	20797	24294	9768	21405	14663	1088	-	9631
17-18	86	59929	57792	14105	33723	10266	18951	27571	7471	-	6152	2795
18-19	119	128443	112350	114304	10072	175	48284	3807	138	66020	6265	37
19-20	56	54139	Approved in 45th CSMC Dated 25.07.2019 & -47th CSMC Dated 25.09.2019									
Total	411	386055	293426	139912	69080	96454	79251	69012	70379	67108	12417	26075

* A total of 1290 beneficiaries have been approved for removal by SLSMC and communicated to Gol. 124 beneficiaries and additional numbers if any required will be approved for removal at the next SLSMC and forwarded to Gol at the earliest possible.

2. A year wise progress from approvals, attachments, non started, completed and in progress update depicted in the graph below:

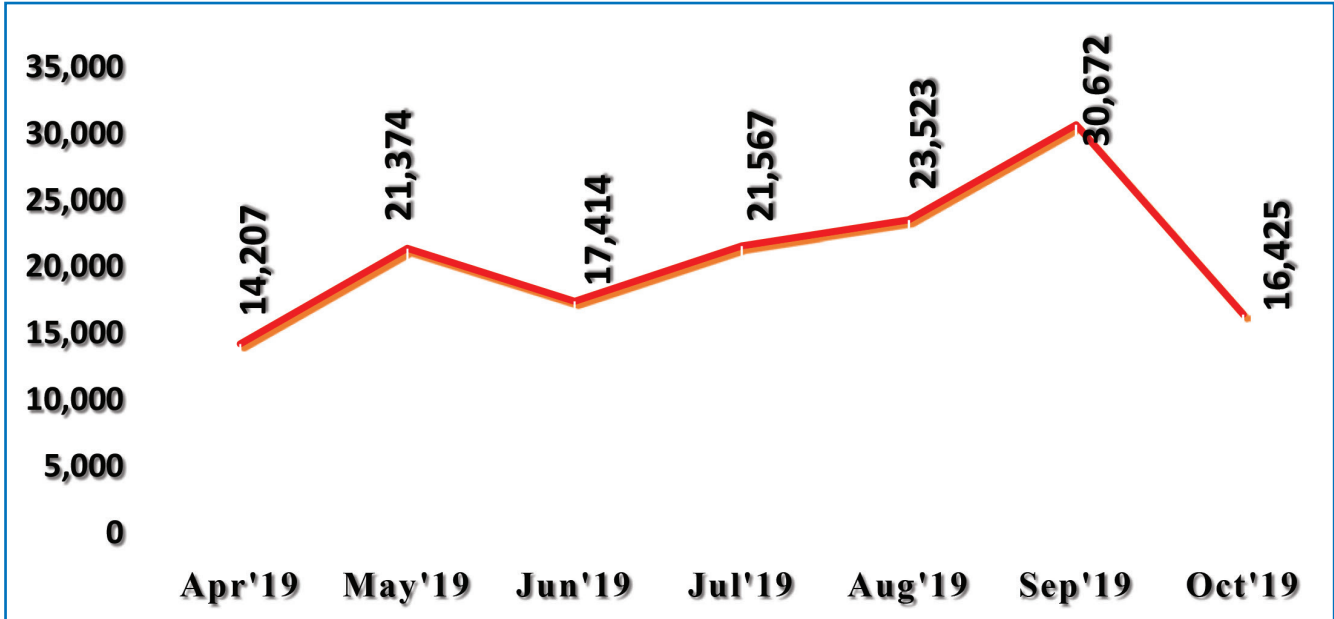


* 56 no of Projects has just been sanctioned & approved in FY2019-20 in 45th CSMC & 47th CSMC.



3. Emphasis has been put on geo tagging of all Dwelling Units at 5 stages from the 'Non started' till the 'Completion' of the Dwelling Unit. Sanction and release of funds to ULBs has linked to the physical progress as reflected in the geo tagged update reflected in the 'Bhuvan' app of the Ministry.

Geo tagging of Dwelling Units at different stages of construction mandated by the Ministry has picked up in the recent past as reflected in the graph below:



4. The year wise financials in terms of receipts, utilisation and dues from the GOI tabled below :

FY	Approved	Attached	Amount Due As Per Attachment In PMAY-MIS	Amount Received	Fund Released to ULBs	U.C. Submitted For		Immediate Requirement Of Fund From Gol
						Amount	%	
15-16	74880	68273	1024.095	837.77	969.58	777.72	93%	3rd & final installment of 186.325 already claimed- yet to be received
16-17	68664	55011	825.165	648.48	566.2	411.98	100%	
17-18	59929	57792	866.88	341.65	492.91	320.22	94%	2nd Installment of 341.65 already claimed- yet to be received
18-19	128443	112350	1685.25	498.96	210.12	--	--	Part of 1st Installment of 175.14 already claimed- yet to be received
19-20	54139	Approved in 45th CSMC Dated 25.07.2019 & -47th CSMC Dated 25.09.2019						
Total	386055	293426	4401.39	2326.86	2238.81	1509.92	67.44	Required immediately-703.12

5. PMAY-HFA(U)-Entitlement of fund from GOI

For BLC mode execution


(₹ in cr.)

Sl. No.	F.Y.	Amount due as per attachment	Amount Received	Amount Requisitioned	Reference of submittals (Memo No. & Date)
1	2015-16	1024.095	837.77	186.33	205/2017/6434 Dated 13.09.2019
2	2016-17	825.165	648.48		202/2017/1608 Dated 28.12.2018
3	2017-18	866.88	341.65	341.65	205/2017/6430 Dated 13.09.2019
4	2018-19	1685.25	498.96	175.14	
5	2019-20	Just sanctioned by CSMC			
Total :		4401.39	2326.86	703.12	

Other Capacity Building Activities

(₹ in cr.)

Sl. No.	F.Y.	Amount due as per attachment	Amount Received	Amount Requisitioned	Reference of submittals (Memo No. & Date)
1	SLTC	11.53	1.11	9.54	
2	TPQM	2.9	0.32	2.58	205/2017/6735 Dated 26.09.2019
Total :		14.43	1.43	12.12	



6. Achievements

2015-16 : 90% of attached DUs i.e. 61719 out of 68273 are completed, while fund received from Gol is around 80%. Requisition with Gol for 186.33 cr.

2016-17 : 24294 out of 68664 DUs are completed (35%). DUs of some of the approved projects may require revision.

2017-18 : 10266 out of 57792 DUs completed (18%). 58% of the DUs are at various stages of completion.

2018-19 : In connection with the General Election 2019, the model code of conduct was in force during the 1st quarter of FY 2019-20. Attachment of 88% DUs have been completed. 10247 DUs are at various stages of construction.

7. Challenges

- Aadhaar authentication problem faced at the time of attachment.
- To start/remove from PMAY-MIS portal the DUs which are not yet started though approved in Financial Years 2015-16, 2016-17 & 2017-18 within 15th November, 2019.
- Complete the DUs which are in progress (69080 DUs) within 31st December, 2019.
- No gap in physical progress and geo-tagging for the completed houses numbering 25156 within 30th November 2019.
- To close the approved projects of 2015-16 & 2016-17 within 31st December, 2019.
- To complete the attachment of beneficiaries for projects sanctioned upto 2019-20 within 31st December, 2019.
- The server response of PMAY- MIS portal & 'Bhuvan site' are relatively slow hampering entry.



8. Mission March, 2020

- a) To promote other verticals of the project to cover large number of EWS beneficiaries within a limited area, as is feasible in the State.
- b) Achieving 100% Online entry of MPR in PMAY-MIS Portal within the 3rd of every month by December, 2019.
- c) To bring physical progress and Geo-tagging of DUs as reflected in the Bhuvan server to be the same.
- d) To update PMAY-MIS portal entries as and when desired through capacity building of SLTC & CLTC by Gol and competent authorities.
- e) State is developing an android based mobile application for re-validation of beneficiaries, Geo referenced, 3rd party quality assessment, physical & financial progress of works.
- f) Approximately 1.5 lakh DUs to be completed within 31.03.2020.
- g) Pre-trained CLTC to be placed at ULBs within 10.12.2019.
- h) Encourage to adopt water conservation, environment protection, segregation of waste etc. amongst the beneficiaries of PMAY-HFA(U).



Atal Mission for Rejuvenation and Urban Transformation (AMRUT)

AMRUT

PHYSICAL PROGRESS

Category of Projects	Total number of Approved Projects	Approved total Project Cost (in cr.)	DPR approved	NIT Issued	Contract awarded	Amount awarded (in Cr.)	Work Completed
Major Projects	58	3940.48	58	56	52	3385.79	3
Green Space Development	424	94.52	424	423	393	83.77	289
TOTAL	482	4035	482	479	445	3469.56	292

FINANCIAL PROGRESS

Category of Projects	Approved Project Cost (in cr.)	Total Fund Received (in cr.)	Released		ULB Share Deposited (in cr.)	Total Fund Mobilized to the ULBs (in Cr.)	Total Fund utilized (in cr.)
			Central Assistance (in Cr.)	State Share (in Cr.)			
Major Projects	3940.58	1957.59	808.94	824.15	70.24	1703.33	1366.5
Green Space Development	94.42		31.16	27.51	3.7	68.81	37.82
TOTAL	4035	1957.59	840.1	851.66	73.94	1772.14	1404.32

Achievements :

3 Major projects have already been completed. Water supply project (phase –I) of Bankura Municipality amounting to Rs. 99.99 Cr. and Water supply project of Asansol Municipal corporation (phase –I) amounting to Rs. 143 Cr. and Drainage project of Halisahar Municipality (Phase-I) amounting to Rs. 59.93 Cr.) and total 289 nos. of Green Space Development projects amounting Rs. 56.29 Cr. have already been completed.





Smart City

New Town Kolkata Green Smart City

1. The Smart Cities Mission (SCM) is an initiative by the Government of India (GoI) to drive (a) economic growth and (b) improve the quality of life of people by enabling local development and harnessing technology as a means to create smart outcomes for citizens.
2. The New Town Kolkata Green Smart City Corporation Limited (NKGSCCL) was formulated in October 2018 vide order of UD&MA Department (memo no. 2203-T&CP/C-2/1P-05/2018) for undertaking the implementation of Smart City projects in the city. In line with the proposed vision, strategic focus areas and identified objectives; the proposed solutions under the Pan-City proposal and Area Based Development Proposal of New Town (Action Area-1 and Action Area-2) has been formulated with the premise of - ensuring universal accessibility; addressing citizen concerns; ensure impacting multiple sub-sectors; and providing inclusive access to technology. A Project Management Unit (PMU) was established in July 2019, to provide technical support on project conceptualization, procurement support and project monitoring.
3. Some of the interventions being made, include:
 - i. Technology Solutions
 - a. CCTV Surveillance System for New Town Kolkata
 - b. Smart Innovation Centre
 - c. Electronic Health Record (EHR) of Birth/Death using Blockchain Technology
 - d. Integration of Municipal Assistance and Services through an integrated Command and Control Centre



Figure 1 : Integration of Municipal Assistance and Services through an integrated Command and Control Centre

- ii. Smart Mobility & Connectivity
 - a. Smart Bus Stand and Cycle Stands
 - b. App Based Public bicycle Sharing Scheme
 - c. Smart Parking at multiple locations
 - d. Electric Vehicle charging points
 - e. Integrated Pedestrian and Vehicular safety measures using Smart Technology
 - f. Barrier free pedestrian friendly pathways including street furniture, wi-fi zones etc.
 - g. Smart Signages, CCTV enabled cattle barriers etc. across the New Town




Figure 2: Smart Bus Stand and Smart Cycle Stand

iii. Sustainability Projects

- a. Lora WAN based smart Street Lighting System
- b. Smart Library at NazrulTirtha
- c. Greening of Metro Pillars
- d. Installation of Area Purifier
- e. Rejuvenation of Bamboo Fencing
- f. Modular Bio Gas Plant in connection with Solid Waste Management



Figure 3: Smart Library at Nazrul Tirtha

- g. Water Conservation measures at Eco Park
- h. Citizen friendly and Social Impact projects
- i. Public Toilets with feedback mechanism & odour sensor
- j. Containerized Cafe at multiple locations & Food Scape Appropriation
- k. Containerized Public Toilet at multiple locations
- l. Smart Sensory Park specially abled
- m. Community Parks, Smart Landscaping, place-making intrusions at multiple locations
- n. Open Gym in Community Parks



Figure 4: Containerized Toilets and Café at Multiple Locations

- o. Creche for Informal Sector
 - p. Senior Citizen Engagement Forum
 - q. Digital Archive of the state
 - r. Co-working and Co-living spaces
 - s. Solid Waste Management Museum and Tree Library
4. Currently, total fund received is INR 116 Cr (Govt. of India & Govt. of West Bengal); Value of completed projects INR 4.93 Cr; Value of ongoing projects INR 44.49 Cr; Value of Approved projects INR 282 Cr; and Value of Upcoming Projects INR 240 Cr.
 5. Apart from providing the citizens with a happy and livable city, the smart interventions aim to increase economic activity in New Town Kolkata.

Urban Development & Municipal Affairs Department
Government of West Bengal